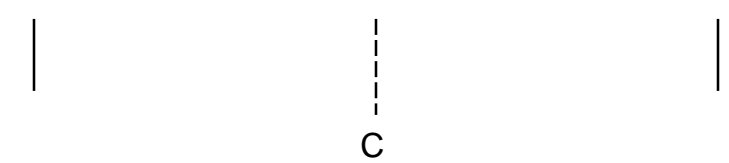
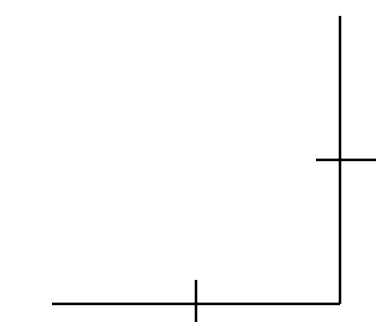
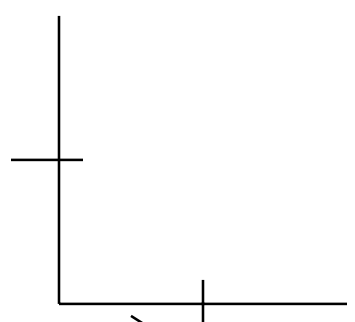
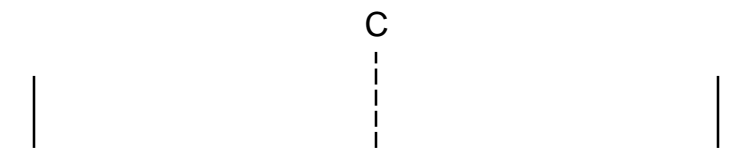
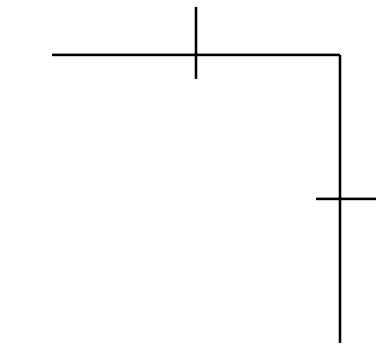
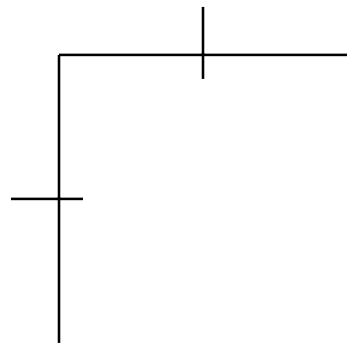


FLAT NARROW SPINE WITH 2 EURO-SCORED HINGES  
11" X 8 1/2" SHEET SIZE PLUS 1/2" TAB ALLOWANCE  
2 1/2" CAPACITY ANGLE D RING METAL  
2.5" Cap-118.5-AD-FE-C

OUTSIDE VIEW SHOWN --- PRINT THIS SIDE

COVER MATERIAL TEMPLATE




BACK PANEL SIZE: 11-5/8" HIGH X 11-29/32" WIDE

FRONT PANEL SIZE: 11-5/8" HIGH X 11-29/32" WIDE

COVER MATERIAL SIZE: 13 1/8" HIGH X 28 7/8" WIDE

SPINE PANEL SIZE: 11-5/8" HIGH X 3-9/16" WIDE

PLEASE EXTEND ALL BLEEDS AT LEAST 1/8" BEYOND THE OUTER EDGE OF THE COVER MATERIAL

 RIVET HEAD PLACEMENT  
PLEASE LEAVE A 1/8" PERIMETER VOID OF  
GRAPHICS AROUND EACH RIVET HEAD  
  
PLEASE REMOVE BEFORE THE FINAL PRINT